

Scaled data based on original data using
LM-79-08 Approved Method: Electrical and Photometric Measurements of Solid-
State Lighting Products

Test Report Prepared for
Cooper Lighting Solutions
(formerly Eaton)

Brand: McGRAW-EDISON

Report Number: P385424

Luminaire Tested: **GWC-SA1A-722-U-T4W-HSS**

Issue Date: 3/3/2020

Test Information

Test Method: LM-79-08
Report Number: P385424
TEST IS SCALED FROM IESNA LM-79-08 TEST DATA (G2-1903-205-19)
Test Lab: INNOVATION CENTER
Issue Date: 3/3/2020
Manufacturer: COOPER LIGHTING SOLUTIONS (FORMERLY EATON)
Product Line: MCGRAW-EDISON
Catalog Number: GWC-SA1A-722-U-T4W-HSS
Description: GALLEON WALL LUMINAIRE
(1) 70 CRI, 2200K, 615mA LIGHTSQUARE WITH 16 LEDS AND TYPE IV WIDE OPTICS
WITH HOUSE SIDE SHIELD
Light Source: -
Ballast/Driver: ELECTRONIC DRIVER

Summary

Lumens per Lamp: N/A
Luminaire Lumens: 2652 lumens
Efficiency: N/A
Efficacy: 78.0 lumens/watt
Luminous Opening: Rectangular (W 0.5' x L: 0.5' x H: 0')
IES Classification: Type IV - Short
BUG Rating: B0 - U0 - G1

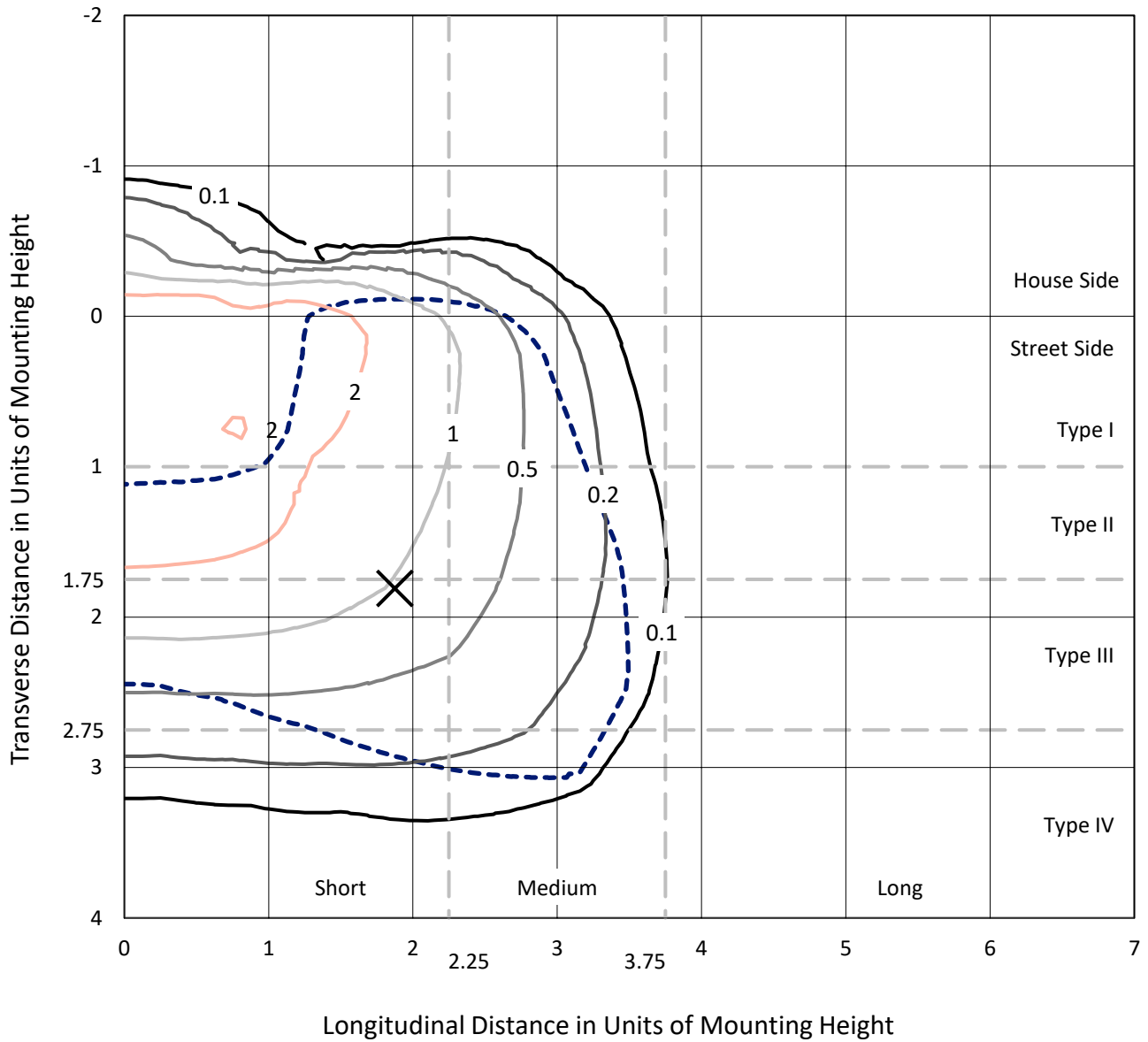
Input Watts (W): 34
Input Voltage (V): NR
Input Current (Ain): NR
Voltage Rise (V): NR
Power Factor: NR
Total Harmonic Distortion (THDi): NR
Frequency (hertz): 60
Stabilization Time: NR
Operation Time: NR
Ambient Temperature (°C): NR
Test Distance: 24 FT



REPORT NUMBER: P385424
 CATALOG NUMBER: GWC-SA1A-722-U-T4W-HSS

Iso-Footcandle Lines of Horizontal Illumination

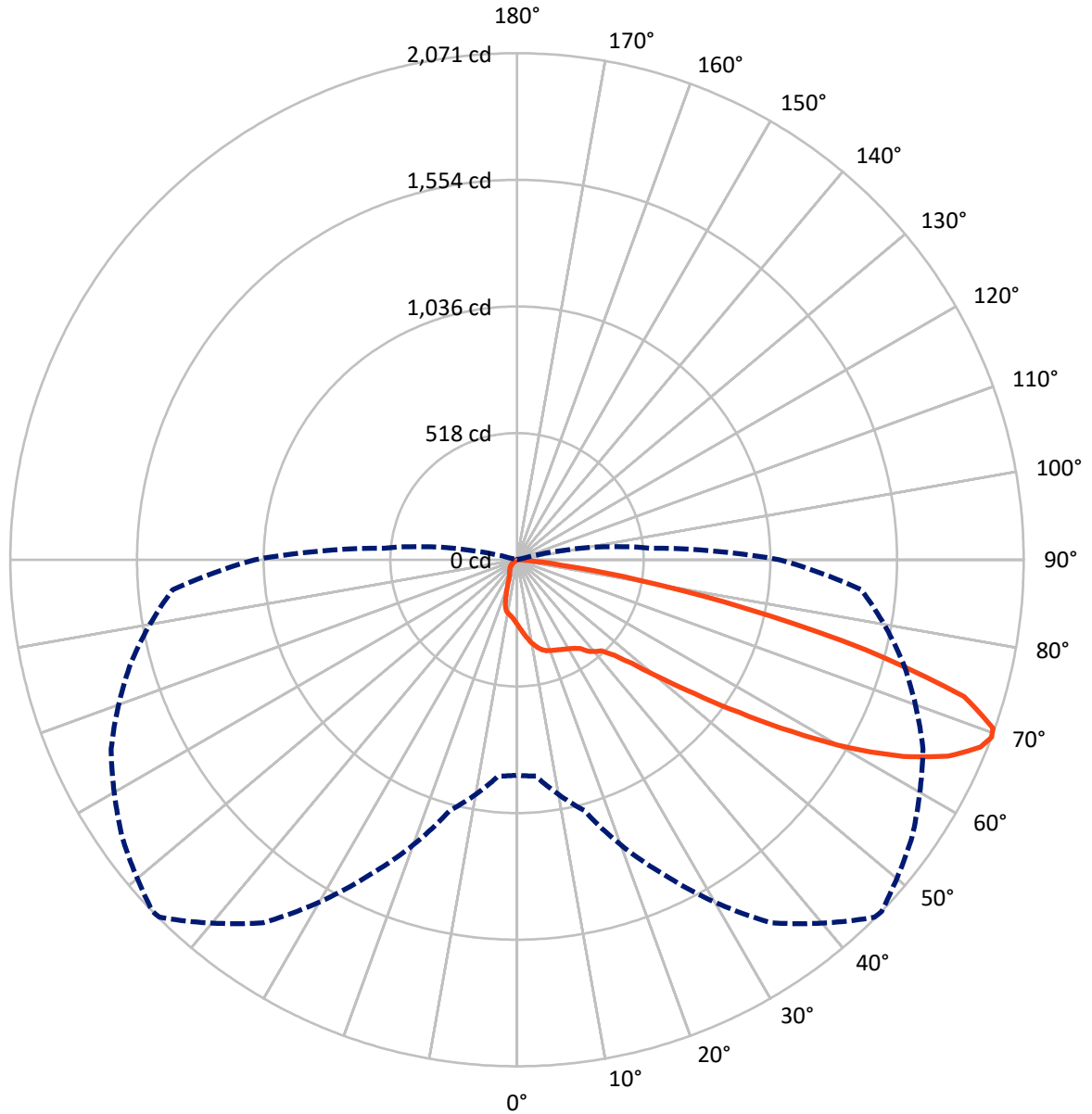
✕ Max cd
 - - - 1/2 Max cd



Based on 10 foot mounting height. Maximum calculated value = 3.9 fc
 Type IV - Short - N/A

REPORT NUMBER: P385424
CATALOG NUMBER: GWC-SA1A-722-U-T4W-HSS

Luminous Intensity Polar Plot



— Vertical Plane Through 46-Deg Lateral - - - Horizontal Cone Through 69-Deg Vertical

REPORT NUMBER: P385424

CATALOG NUMBER: GWC-SA1A-722-U-T4W-HSS

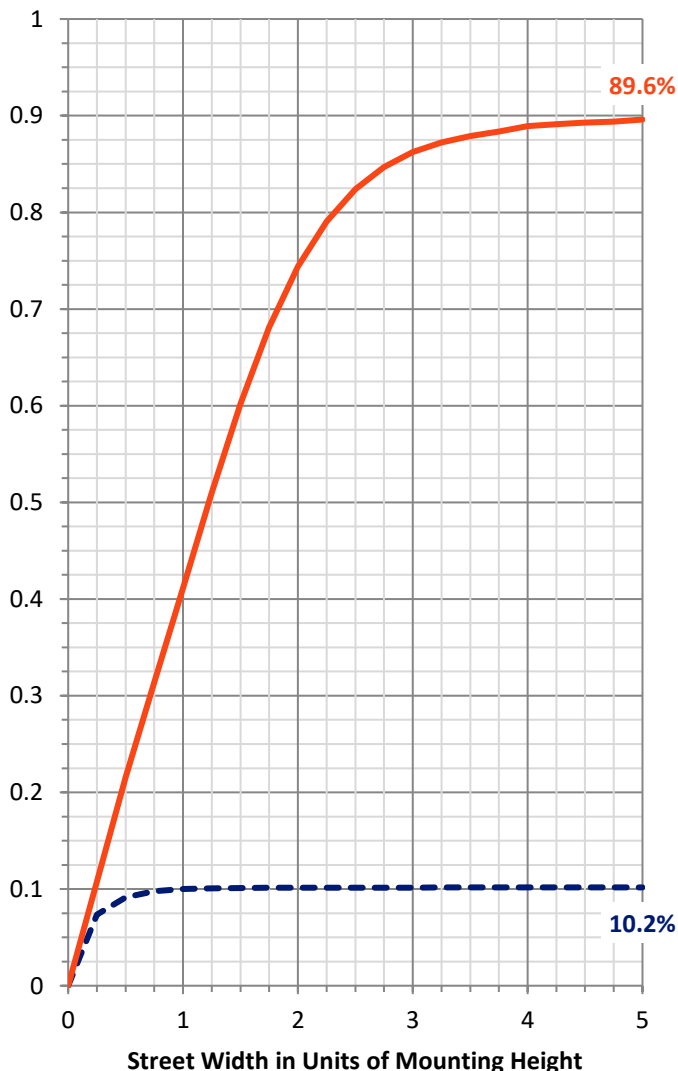
FLUX DISTRIBUTION:

		Downward	Upward	Total
House Side	Lumens	272.2	0.0	272.2
	% Fixture	10.3	0.0	10.3
Street Side	Lumens	2379.8	0.0	2379.8
	% Fixture	89.7	0.0	89.7
Total	Lumens	2652.0	0.0	2652.0
	% Fixture	100.0	0.0	100.0

ZONAL LUMENS:

Zone	Lumens	% Fixture
0°-10°	26.4	1.0
10°-20°	80.2	3.0
20°-30°	126.2	4.8
30°-40°	181.0	6.8
40°-50°	312.8	11.8
50°-60°	617.9	23.3
60°-70°	863.5	32.6
70°-80°	417.2	15.7
80°-90°	26.8	1.0
90°-100°	0.0	0.0
100°-110°	0.0	0.0
110°-120°	0.0	0.0
120°-130°	0.0	0.0
130°-140°	0.0	0.0
140°-150°	0.0	0.0
150°-160°	0.0	0.0
160°-170°	0.0	0.0
170°-180°	0.0	0.0
0°-90°	2652.0	100.0
0°-180°	2652.0	100.0

Coefficient of Utilization



REPORT NUMBER: P385424

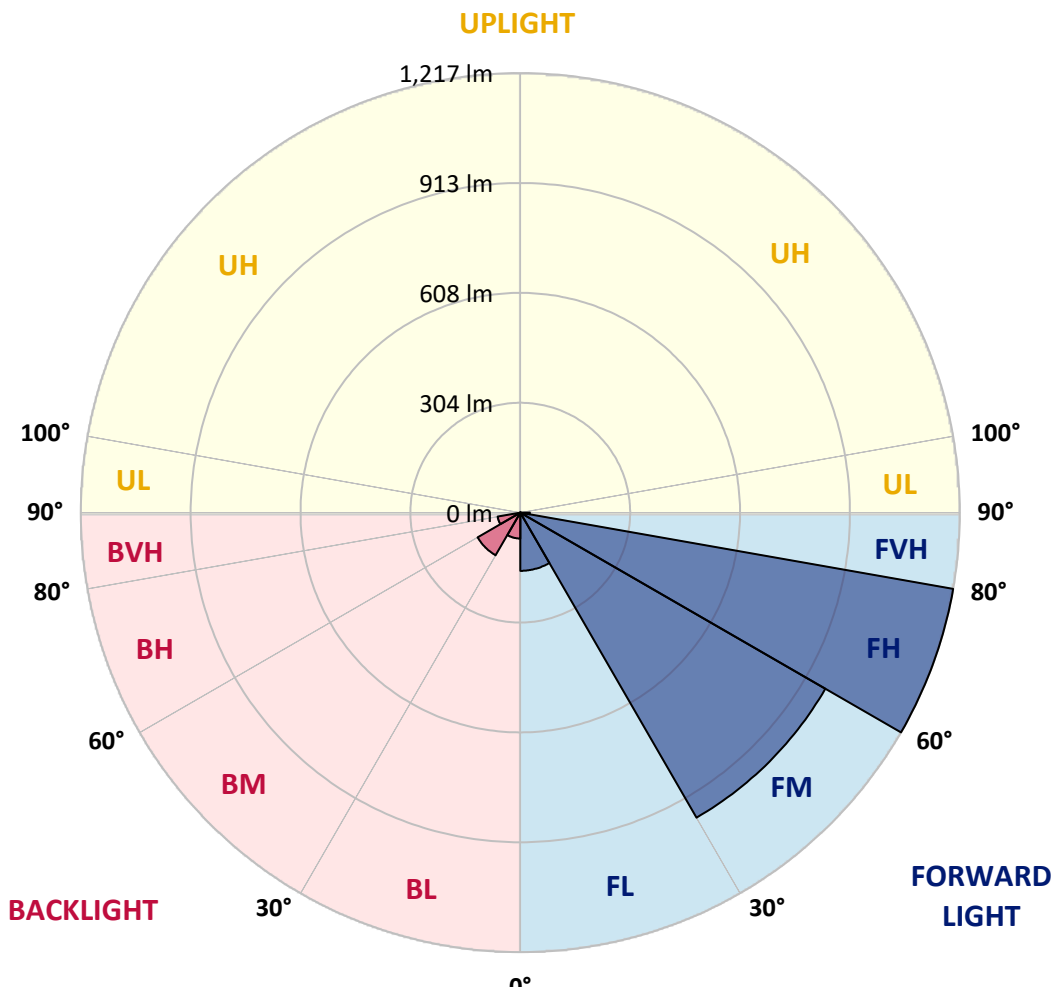
CATALOG NUMBER: GWC-SA1A-722-U-T4W-HSS

LUMINAIRE CLASSIFICATION SYSTEM LUMEN TABLE AND BUG RATING:

Zone	Lumens	% Fixture	Zone Rating/Lumen Limit		
			B	U	G
FL (0°-30°)	161.1	6.1			
FM (30°-60°)	975.2	36.8			
FH (60°-80°)	1216.9	45.9			G1/1800
FVH (80°-90°)	26.6	1.0			G1/100
BL (0°-30°)	71.7	2.7	B0/110		
BM (30°-60°)	136.4	5.1	B0/220		
BH (60°-80°)	63.8	2.4	B0/110		G0/110
BVH (80°-90°)	0.2	0.0			G0/10
UL (90°-100°)	0.0	0.0		U0/0	
UH (100°-180°)	0.0	0.0		U0/0	

BUG Rating: B0-U0-G1

Type IV Short





REPORT NUMBER: P385424

CATALOG NUMBER: GWC-SA1A-722-U-T4W-HSS

CANDELA DISTRIBUTION (FULL):

	0°	5°	15°	25°	35°	45°	46°	55°	65°	75°	85°
0°	265.7	265.7	265.7	265.7	265.7	265.7	265.7	265.7	265.7	265.7	265.7
2.5°	295.2	294.8	293.1	292.3	288.1	285.6	284.6	281.5	277.0	272.6	267.6
5°	328.8	328.6	325.4	322.3	314.3	306.9	305.5	298.3	288.2	278.8	269.3
7.5°	363.1	361.5	358.2	352.3	340.7	328.8	327.6	317.4	303.1	289.5	275.9
10°	392.2	391.2	387.0	377.9	364.3	350.8	349.4	336.8	320.7	303.9	286.6
12.5°	414.8	414.1	408.5	397.2	382.7	368.7	366.8	355.6	338.3	319.6	299.2
15°	428.6	428.2	421.4	409.3	395.2	383.0	381.4	371.5	355.5	335.8	312.8
17.5°	431.8	432.0	424.9	412.7	401.0	392.3	391.1	383.6	370.2	350.6	326.5
20°	424.6	426.1	419.8	409.2	402.0	397.4	396.4	391.9	380.6	362.2	337.5
22.5°	414.4	415.2	410.8	403.7	400.8	401.6	401.1	398.6	389.1	372.2	348.3
25°	408.2	408.2	405.6	399.6	401.6	407.0	407.1	406.6	399.0	384.3	361.5
27.5°	408.0	407.2	404.2	399.8	405.2	413.4	413.9	417.3	412.6	399.1	377.9
30°	417.9	417.0	410.7	404.9	411.8	420.7	421.9	429.2	426.9	415.2	396.2
32.5°	441.2	438.1	424.0	414.4	419.7	430.2	431.8	443.5	447.3	435.0	413.8
35°	473.0	463.2	442.9	432.6	433.1	444.2	445.6	462.8	473.9	453.1	427.5
37.5°	516.9	512.0	479.1	451.5	453.7	470.5	474.9	493.5	490.4	463.1	443.0
40°	613.1	605.5	570.5	504.5	473.5	491.9	493.3	503.2	503.5	485.6	475.4
42.5°	744.2	741.1	704.2	600.6	512.4	506.2	508.7	525.5	544.2	533.1	532.6
45°	889.3	887.7	848.5	728.2	591.1	553.1	556.2	578.7	614.6	617.1	632.9
47.5°	1006.1	1005.3	982.8	870.5	711.6	632.5	633.5	657.4	720.6	751.8	777.0
50°	1112.5	1116.1	1098.3	1024.6	875.7	757.0	754.6	770.6	872.0	923.1	954.5
52.5°	1260.5	1265.6	1215.7	1168.3	1048.0	911.4	909.6	926.2	1054.1	1092.4	1097.9
55°	1391.1	1382.4	1343.0	1329.3	1258.0	1102.2	1101.7	1116.3	1230.1	1246.4	1256.7
57.5°	1448.8	1445.5	1464.5	1495.8	1477.9	1327.6	1326.5	1315.3	1387.7	1389.4	1421.1
60°	1485.3	1489.4	1547.7	1644.3	1688.9	1570.2	1563.0	1494.7	1538.1	1534.3	1568.2
62.5°	1457.9	1466.0	1570.9	1732.0	1846.9	1782.0	1771.8	1659.1	1666.7	1653.4	1685.0
65°	1312.7	1325.2	1497.2	1715.4	1925.2	1947.5	1937.1	1804.2	1768.8	1746.9	1729.4
67.5°	1065.9	1073.3	1252.9	1571.6	1889.9	2046.2	2044.1	1931.4	1845.9	1731.1	1595.1
69°	880.8	888.2	1061.0	1420.1	1812.2	2067.3	2071.4	1972.2	1831.2	1635.1	1413.3
70°	746.1	753.9	914.9	1290.3	1722.0	2057.5	2064.8	1968.3	1789.2	1523.9	1253.7
72.5°	391.3	398.0	563.3	888.9	1403.8	1889.3	1911.5	1802.0	1516.6	1106.8	741.3
75°	123.0	126.8	220.0	464.7	961.2	1469.0	1474.1	1413.5	1076.9	608.8	308.7
77.5°	46.9	45.8	73.2	171.2	485.9	925.0	956.2	883.3	565.1	215.2	71.2
80°	25.2	25.4	38.0	70.9	207.9	475.4	501.7	428.1	200.8	67.1	16.4
82.5°	10.9	11.4	21.4	37.6	95.5	175.3	188.5	156.9	76.7	45.1	6.1
85°	2.4	2.6	10.3	20.4	38.9	49.2	51.6	50.9	48.9	35.1	2.4
87.5°	0.0	0.0	4.6	7.3	9.8	11.2	9.8	12.8	27.0	23.6	1.2
90°	0.0	0.0	0.0	0.0	0.0	0.0	0.0	0.0	0.0	0.0	0.0



REPORT NUMBER: P385424
 CATALOG NUMBER: GWC-SA1A-722-U-T4W-HSS

CANDELA DISTRIBUTION (continued):

	90°	95°	105°	115°	125°	135°	145°	155°	165°	175°	180°
0°	265.7	265.7	265.7	265.7	265.7	265.7	265.7	265.7	265.7	265.7	265.7
2.5°	266.0	263.7	259.9	255.6	252.7	249.6	247.1	245.9	244.7	243.8	245.0
5°	265.5	261.1	253.7	246.4	241.2	237.0	233.5	232.1	230.8	229.8	229.7
7.5°	269.8	263.7	252.3	241.7	233.6	227.9	223.2	221.2	219.6	218.8	218.2
10°	278.2	270.3	255.0	241.2	230.8	221.1	210.9	203.1	198.0	195.6	194.7
12.5°	289.0	279.1	260.2	243.8	228.7	210.0	188.4	169.7	157.7	153.7	151.3
15°	301.7	289.5	267.1	247.2	221.0	186.9	150.2	125.8	114.6	112.4	109.9
17.5°	313.8	300.4	275.3	247.8	204.0	149.3	110.0	93.5	89.2	90.6	91.0
20°	324.5	311.2	283.4	242.3	173.3	112.0	85.2	81.1	82.7	85.5	86.0
22.5°	335.4	321.7	290.8	227.9	134.0	85.1	76.7	77.7	79.3	82.2	82.7
25°	348.5	334.4	297.8	201.4	100.6	72.4	72.9	74.4	76.0	78.6	78.8
27.5°	363.7	350.4	302.4	167.0	74.6	66.5	68.1	70.4	72.0	74.5	75.0
30°	383.8	371.5	303.9	131.3	62.5	61.3	62.0	64.8	67.1	69.4	69.8
32.5°	402.7	392.4	298.9	99.1	57.9	56.5	56.5	58.1	60.8	62.9	63.4
35°	420.2	413.4	283.0	72.5	54.5	52.0	50.7	50.7	52.5	54.2	54.7
37.5°	443.2	442.9	257.3	57.8	51.1	48.2	45.6	43.6	43.0	43.4	43.6
40°	482.6	482.9	223.7	51.9	48.2	44.4	40.4	36.8	33.4	32.3	32.2
42.5°	544.1	538.5	188.5	49.0	45.8	40.4	34.4	29.6	24.4	22.8	22.6
45°	641.9	608.7	151.2	46.4	43.1	35.9	28.5	21.9	17.7	16.4	16.4
47.5°	784.2	700.8	117.1	43.5	39.7	30.8	21.5	15.8	12.9	12.3	12.4
50°	931.5	791.1	89.8	39.9	35.4	25.5	15.9	11.4	9.8	9.8	9.9
52.5°	1062.0	857.2	70.0	36.1	30.2	20.0	12.1	9.0	8.2	8.1	8.2
55°	1184.2	899.9	53.6	31.6	24.0	14.9	9.2	7.3	6.8	6.6	6.5
57.5°	1302.1	921.0	40.2	25.5	17.4	10.8	7.3	6.2	5.7	5.3	5.2
60°	1380.6	903.8	27.6	18.8	12.1	7.8	6.1	5.3	4.7	4.4	4.2
62.5°	1424.8	857.0	17.8	13.6	8.6	5.8	4.8	4.5	3.6	3.2	3.2
65°	1406.9	779.6	12.4	9.7	6.2	4.4	3.6	3.6	2.6	2.1	2.0
67.5°	1246.8	658.6	9.5	7.2	4.5	3.2	2.7	3.1	1.6	1.0	1.0
69°	1072.7	545.9	8.1	6.0	3.7	2.6	2.4	2.9	1.1	0.7	0.6
70°	932.3	470.9	7.3	5.2	3.1	2.2	2.1	2.7	1.1	0.6	0.5
72.5°	557.8	262.6	5.6	3.7	2.0	1.7	1.7	3.1	1.1	0.6	0.5
75°	225.4	92.5	4.1	2.6	1.5	1.5	2.1	4.0	1.0	0.5	0.4
77.5°	51.1	20.3	2.4	1.6	1.0	1.5	2.5	3.1	0.6	0.2	0.0
80°	12.4	5.0	1.5	1.0	0.6	1.1	1.9	1.7	0.1	0.0	0.0
82.5°	4.1	1.7	0.6	0.5	0.1	0.4	0.9	0.5	0.0	0.0	0.0
85°	1.7	1.0	0.2	0.1	0.0	0.0	0.1	0.0	0.0	0.0	0.0
87.5°	1.1	0.4	0.0	0.0	0.0	0.0	0.0	0.0	0.0	0.0	0.0
90°	0.0	0.0	0.0	0.0	0.0	0.0	0.0	0.0	0.0	0.0	0.0

Signify Classified - Internal
Cooper Lighting Solutions Photometric Lab
1121 Highway 74 South
Peachtree City, GA 30269

Scaled Data Report



Report Generated By 670245982

Signify Classified - Internal
Cooper Lighting Solutions Photometric Lab
1121 Highway 74 South
Peachtree City, GA 30269

Scaled Data Report



Signify Classified - Internal
Cooper Lighting Solutions Photometric Lab
1121 Highway 74 South
Peachtree City, GA 30269

Scaled Data Report



Signify Classified - Internal
Cooper Lighting Solutions Photometric Lab
1121 Highway 74 South
Peachtree City, GA 30269

Scaled Data Report



Signify Classified - Internal
Cooper Lighting Solutions Photometric Lab
1121 Highway 74 South
Peachtree City, GA 30269

Scaled Data Report



--- HS — SS

Signify Classified - Internal
Cooper Lighting Solutions Photometric Lab
1121 Highway 74 South
Peachtree City, GA 30269

Scaled Data Report



u

Signify Classified - Internal
Cooper Lighting Solutions Photometric Lab
1121 Highway 74 South
Peachtree City, GA 30269

Scaled Data Report



Signify Classified - Internal
Cooper Lighting Solutions Photometric Lab
1121 Highway 74 South
Peachtree City, GA 30269

Scaled Data Report



(END OF REPORT)